


# ALTITUDE™ X

AX36 | AX42 | Direct vent gas fireplaces



The Altitude™ X gas fireplace offers an improved firebox that provides a premium flame and an immersive full-view experience. This fireplace features a multitude of design options, including realistic log sets, to match your style. Control it effortlessly through the eFIRE mobile app. Plus, optional heat management systems ensure optimal warmth distribution and reduced clearances to TVs. Enhance your space with the Altitude™ X, where luxury and convenience seamlessly merge.

## Features

- Full-view fireplace featuring a clean face design for optimum view of the fire
- Standard blower included
- Full-view safety barrier included
- Ceramic glass
- Includes top lights for an illuminated effect
- Up to 38,000 BTUs
- Warranty: President's Limited Lifetime
- Sizes: 36", 42"

## Customize

Media (must choose one):



Driftwood logs



Oak logs



Birch logs


Optional decorative panels:




MIRRO-FLAME™ porcelain reflective radiant panels



Black illusion glass



Westminster™ grey herringbone



Westminster™ grey standard



Newport™ standard

Optional trims & surrounds:

Finish trim:



Charcoal



Black

Zen front:



Charcoal



Black

Whitney front:



## FIREPLACE DESIGN STUDIO

See your dream fireplace come to life in front of your eyes!  
Scan here to build your custom fireplace with available design options.



## Included controls

### Included eFIRE mobile app

Providing a more connected and convenient experience by controlling every setting right from your mobile device including on/off, flame height and blower speed, top light, and more!

### Included remote

Enjoy added convenience with the included remote—control every function of your fireplace, including power, thermostat, flame, top lights, and blower speed, from the comfort of your couch.



## Optional heat management

### Dynamic Heat Control™ (DHC)

Optional system that enhances performance and lowers wall temperatures. This system works without a fan for quieter operation and is perfect for situations where heat-sensitive objects, like a wall-mounted TV, need to be placed directly above the fireplace and recessed. It offers the lowest height clearances for TV or artwork installations.

### Dynamic Heat Control Plus™ (DHC+)

Optional system to add to your DHC to move the heat to other areas within your home or even outdoors.

### Ducted Heat Management (DHM)

Offers the greatest amount of flexibility for installations with multiple configurations available, including an option where you can install the fireplace as a room divider and safely pass cables through the wall for ease of electronic installation. Enjoy true zero clearance to combustible materials without fear of heat damage.

### Hot air distribution kit (LHAD)

Efficiently moves warm air from the fireplace to a different room or outdoors using flexible ducting.

## Innovations

### Battery back-up control

In the event of a loss of power, your fireplace will still light and keep you warm—requires 4 AA batteries or power bank to charge (not included).

### Direct vent

Effectively removes exhaust and fumes from your space, keeping your indoor air clean while also conserving energy.





Good

Better

Best



Ascent BX



Altitude™ X



Elevation™ X

Model No.	Dimensions		
	Width	Height	Depth
AX36NTE-2	35 ½"	42 7/16"	18 ¾"
AX42NTE-2	42 ½"	45 7/16"	18 ¾"



## Experience the Power of Fire

Napoleon's Power of Fire research has proved a fireplace can help reduce stress and stimulate your brain.

Scan to learn more about our research and the health benefits of fireplaces.



24 Napoleon Road, Barrie, Ontario, Canada L4M 0G8  
 103 Miller Drive, Crittenden, Kentucky, USA 41030  
 7200 Trans Canada Highway, Montreal, Quebec, Canada H4T 1A3

Consult your owner's manual for complete installation instructions and proper clearances to combustible materials. Check all local and national building codes and gas regulations. All specifications are subject to change without prior notice due to on-going product improvements. Products may not be exactly as shown. Flame height and activity is influenced by varying vent configurations and may not appear as shown. Napoleon® is a registered trademark of Wolf Steel Group Inc. EnerGuide - A Canadian efficiency standard based on frequent, short start-up and cool-down cycles. All appliances sold in Canada are subject to this EnerGuide rating system. AFUE - A US efficiency standard (Department of Energy) based on extended on/off cycles, more typical of fireplace usage. Steady State - Reflects the highest possible overall heating efficiency.

Napoleon is a trademark of Wolf Steel Group Inc. and is used under license.  
 Napoleon est une marque de commerce du Groupe Wolf Steel inc. et est utilisée sous licence.

